

HT/PB3400 Family

Fanless Panel and Box IPCs based on Intel® Core i 6th gen. platform (Skylake H)



DIGITAL AUTOMATION TECHNOLOGIES

HT/PB3400 - Highlights



- **Fanless Panel/Box IPCs** (Operating temperature 0÷50°C)
- **ASEM UBIQUITY Basic Win32/64** runtime included
- Intel® **Skylake H** (35/45W) platform
 - Intel® **Celeron G3900E** 2,4Ghz, 2 cores – 2 threads – 2MB smart cache
 - Intel® **Core™ i3-6100E** 2,7Ghz, 2 cores – 4 threads – 3MB smart cache
 - Intel® **Core™ i5-6440EQ** 2,7Ghz (3,4GHz Turbo), 4 cores – 4 threads – 6MB smart cache
 - Intel® **Core™ i7-6820EQ** 2,8Ghz (3,5GHz Turbo), 4 cores – 8 threads – 8MB smart cache
- **RAM** System memory expandable up to **32GB**
- Optional **1 x PCI** or **PCIe x4** slot (S1)
- Mass storage: **1 x CFast**, **1 x mSATA SSD** and **1 x 2,5" HDD/SSD** with SATA III interface
- **RAID 0, 1** configurations
- A **DVI-D** video output and optionally an internal **Remote Video Link video output** for remotation of DVI-D and USB 2.0 signals up to 100 m
- **Isolated 24V DC power supply** input with optionally
 - UPS with external battery kit
 - Kit for ATX mode power supply functionality

HT3400

- **Wide range of 16 mln colors LED backlight TFT LCD displays**
 - 4:3 aspect ratio: 12,1", 15", 17" (5:4), 19" (5:4)
 - 16:9 aspect ratio: 15,6", 18,5", 21,5", 24"
 - 16:10 aspect ratio: 12,1"



HT3400 – Features 1/2



	HT3400	HT3400-TF	HT3400-TFX	HT3400-TFM
LED backlight TFT LCD	12,1" (4:3) – 800x600 / 1024x768 12,1" W (16:9) – 1366x768 15.0" (4:3) – 1024x768 15.6" W (16:9) – 1366x768 / 1920x1080 17"(5:4) – 1280x1024 18.5" W (16:9) – 1366x768/ 1920x1080 19" (5:4) – 1280x1024 21.5" W (16:9) - 1920x1080 24" W (16:9) - 1920x1080		12,1" (4:3) – 800x600 12,1" (4:3) - 1024x768 15.0" (4:3) – 1024x768 17" (5:4) – 1280x1024 19" (5:4) – 1280x1024	12,1" W (16:9) – 1366x768 15.6" W (16:9) – 1366x768 15.6" W (16:9) – 1920x1080 18.5" W (16:9) – 1366x768 18.5" W (16:9) – 1920x1080 21.5" W (16:9) – 1920x1080
TOUCH-SCREEN	Resistive 5 wires GFG (optional)	Resistive 5 wires	Resistive 5 wires	P-CAP Multitouch
FRONT PANEL	Aluminium	TrueFlat Aluminium	TrueFlat Stainless steel	TrueFlat Aluminium
PROTECTION GRADE	IP66 – front			
PROCESSORS (soldered)	Intel® Celeron G3900E 2.40GHz 64bit, 2 cores / 2 threads, 2MB L2 cache, soldered Intel® Core i3-6100E 2.70GHz 64bit, 2 cores / 4 threads, 3MB L2 cache, soldered Intel® Core i5-6440EQ 2.70GHz (3.40GHz Turbo) 64bit, 4 cores / 4 threads, 6MB L2 cache, soldered Intel® Core i7 6820EQ 2.80GHz (3.50GHz Turbo) 64bit, 4 cores / 8 threads, 8MB L2 cache, soldered			
CHIPSET	Intel® HM170 PCH (Platform Controller Hub)			
VIDEO CONTROLLER	Intel® HD Graphics 510 integrated in Celeron 3900E processor • 350MHz/950MHz Intel® HD Graphics 530 integrated in Core i3-6100E processor • 350MHz/950MHz Intel® HD Graphics 530 integrated in Core i5-6440EQ, Core i7-6820EQ processors • 350MHz/1,00GHz DirectX 12 and OpenGL 4.4 support			
SYSTEM MEMORY – RAM	4GB (1 x SODIMM DDR4 module) or 8GB or 16GB or 32GB (2 x SODIMM DDR4 modules)			
MASS STORAGE	1 x bootable CFast SATA III slot on board with external rear access 1 x onboard connector for direct insertion of mSATA SSD SATA III 1 x onboard connector for 2,5" SSD/HDD 24x7 SATA III with internal installation kit			
RAID CONTROLLER	Integrated into chipset Intel® HM170, RAID 0,1			

HT3400 – Features 2/2



	HT3400	HT3400-TF	HT3400-TFX	HT3400-TFM
LAN	4 x LAN 10/100/1000Mbps (3 x Intel® I210, 1 x Intel® I219-LM) 1 x LAN 10/100/1000Mbps (1 x Intel® I210, optional*)			
USB	3 x USB 3.0 (Type-A, rear) 2 x USB 2.0 (Type-A, rear) 1 x USB 2.0 (Type-A, front, protected)		3 x USB 3.0 (Type-A, rear) 2 x USB 2.0 (Type-A, rear)	
SERIAL	1 x RS232 (DB9M)			
VIDEO OUTPUT	1 x DVI-D 1 x RJ45 connectors Remote Video Link (DVI-D and USB 2.0 up to 100 m) (optional*)			
ADD-ON INTERFACES (optional – max 1)	1 x RS232/422/485 (DB15M)+ 1 x USB 2.0 (Type-A) 1 x RS232/422/485 (DB15M) isolated + 1 x USB 2.0 (Type-A) 2 x RS232 (DB9M) 2 x USB 2.0 (Type-A)			
EXPANSION SLOT S1	1 x PCI or PCIe x4 (5 Gb/s) for boards with power consumption max 5W			
POWER SUPPLY UNIT	24VDC isolated 24VDC isolated with UPS with external battery kit (optional) ATX Mode push button (optional)			
CERTIFIED O.S.	Microsoft Windows 10 IoT Enterprise 2016 64bit, Microsoft Windows 8.1 Industry Pro 32/64bit, Microsoft Windows 7 Pro/Ultimate 32/64bit, Microsoft Windows Embedded Standard 7E/7P 32/64 bit (HT-TFM: no WES7E), Linux			
OPERATING TEMPERATURE	0°- 50°C 0°- 45°C with 24x7 HDD or Core i7 processor			
APPROVALS	CE, cULus LISTED (61010) pending			

* Options cannot be installed together

PB3400 – Features 1/2



	PB3400
PROCESSORS (soldered)	Intel® Celeron G3900E 2.40GHz 64bit, 2 cores / 2 threads, 2MB L2 cache, soldered Intel® Core i3-6100E 2.70GHz 64bit, 2 cores / 4 threads, 3MB L2 cache, soldered Intel® Core i5-6440EQ 2.70GHz (3.40GHz Turbo) 64bit, 4 cores / 4 threads, 6MB L2 cache, soldered Intel® Core i7 6820EQ 2.80GHz (3.50GHz Turbo) 64bit, 4 cores / 8 threads, 8MB L2 cache, soldered
CHIPSET	Intel® HM170 PCH (Platform Controller Hub)
VIDEO CONTROLLER	Intel® HD Graphics 510 integrated in Celeron 3900E processor • 350MHz/950MHz Intel® HD Graphics 530 integrated in Core i3-6100E processor • 350MHz/950MHz Intel® HD Graphics 530 integrated in Core i5-6440EQ, Core i7-6820EQ processors • 350MHz/1,00GHz DirectX 12 and OpenGL 4.4 support
SYSTEM MEMORY – RAM	4GB (1 x SODIMM DDR4 module) or 8GB or 16GB or 32GB (2 x SODIMM DDR4 modules)
MASS STORAGE	1 x bootable CFast SATA III slot on board with external rear access 1 x onboard connector for direct insertion of mSATA SSD SATA III 1 x onboard connector for 2,5" SSD/HDD 24x7 SATA III with internal installation kit
RAID CONTROLLER	Integrated into chipset Intel® HM170, RAID 0,1

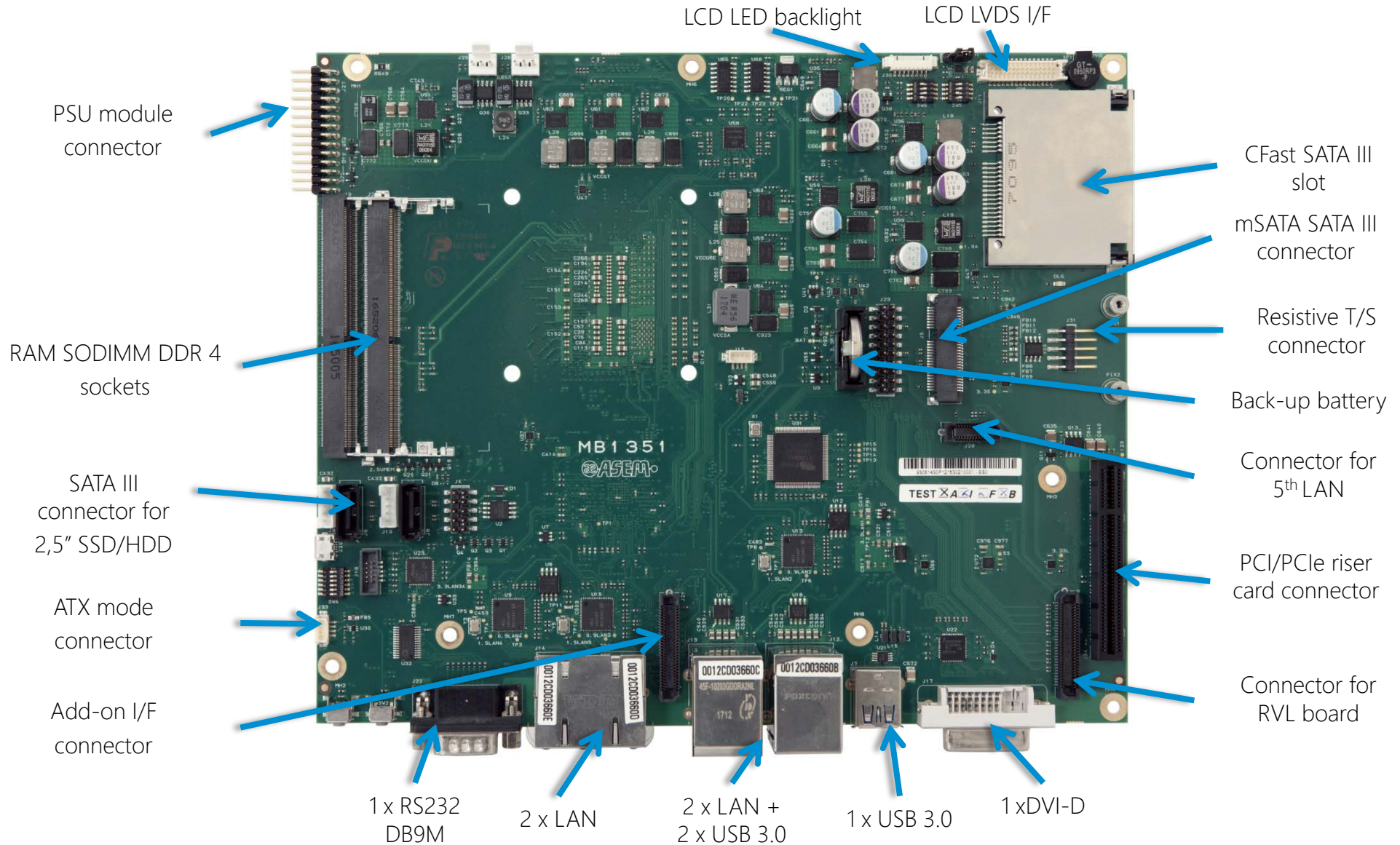
PB3400 – Features 2/2



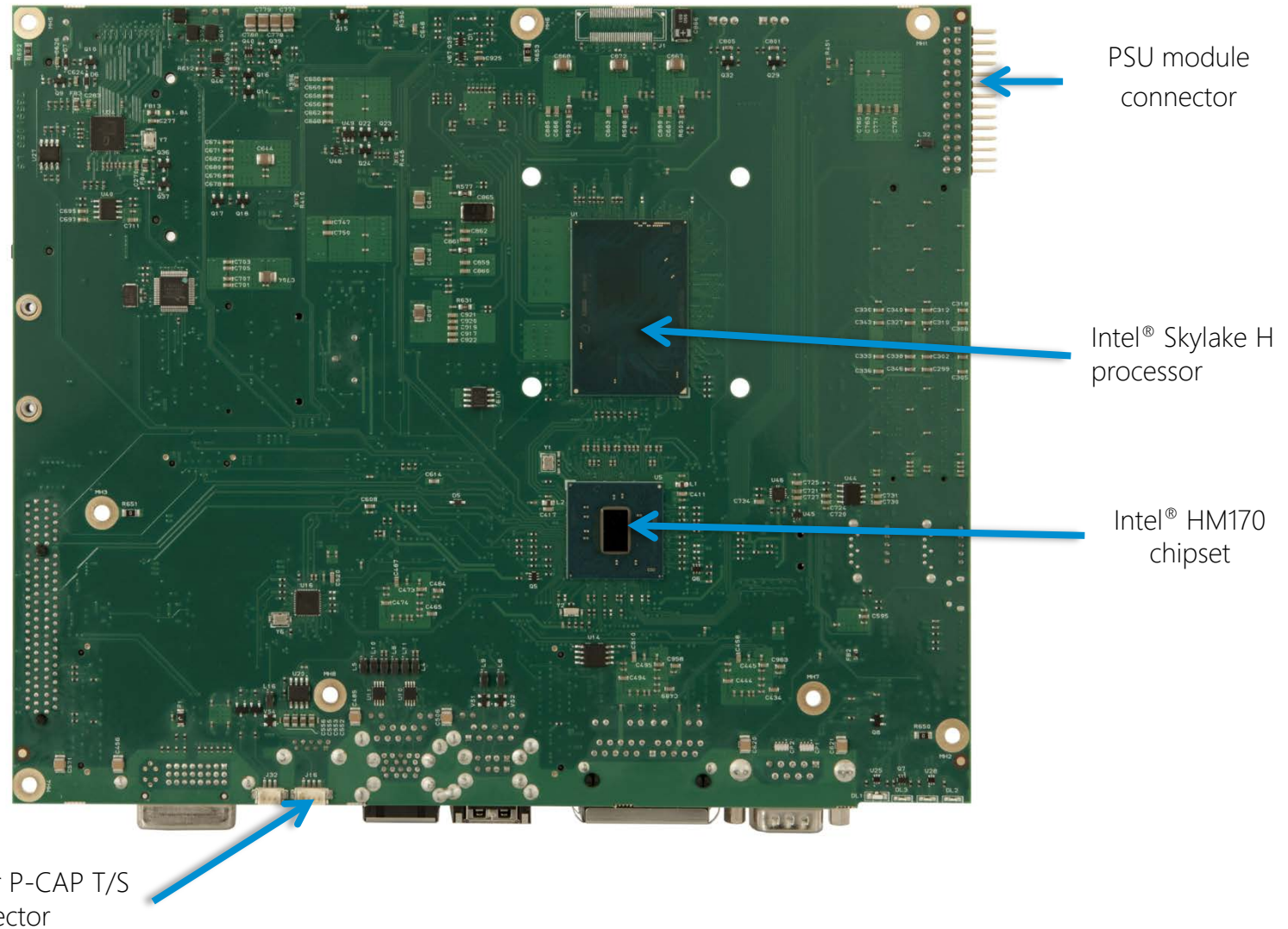
		PB3400
LAN		4 x LAN 10/100/1000Mbps (3 x Intel® I210, 1 x Intel® I219-LM) 1 x LAN 10/100/1000Mbps (1 x Intel® I210, optional*)
USB		3 x USB 3.0 (Type-A, rear) 2 x USB 2.0 (Type-A, rear)
SERIAL		1 x RS232 (DB9M)
VIDEO OUTPUT		1 x DVI-D 1 x RJ45 connectors Remote Video Link (DVI-D and USB 2.0 up to 100 m) (optional*)
ADD-ON INTERFACES (optional – max 1)		1 x RS232/422/485 (DB15M)+ 1 x USB 2.0 (Type-A) 1 x RS232/422/485 (DB15M) isolated + 1 x USB 2.0 (Type-A) 2 x RS232 (DB9M) 2 x USB 2.0 (Type-A)
EXPANSION SLOT	S1	1 x PCI or PCIe x4 (5 Gb/s) for boards with power consumption max 5W
POWER SUPPLY UNIT		24VDC isolated 24VDC isolated with UPS with external battery kit (optional) ATX Mode push button (optional)
CERTIFIED O.S.		Microsoft Windows 10 IoT Enterprise 2016 64bit, Microsoft Windows 8.1 Industry Pro 32/64bit, Microsoft Windows 7 Pro/Ultimate 32/64bit, Microsoft Windows Embedded Standard 7E/7P 32/64 bit (HT-TFM: no WES7E), Linux
OPERATING TEMPERATURE		0°- 50°C 0°- 45°C with 24x7 HDD or Core i7 processor
APPROVALS		CE, cULus LISTED (61010) pending

* Options cannot be installed together

HT/PB3400 – Motherboard «All-in-one» 1351, top

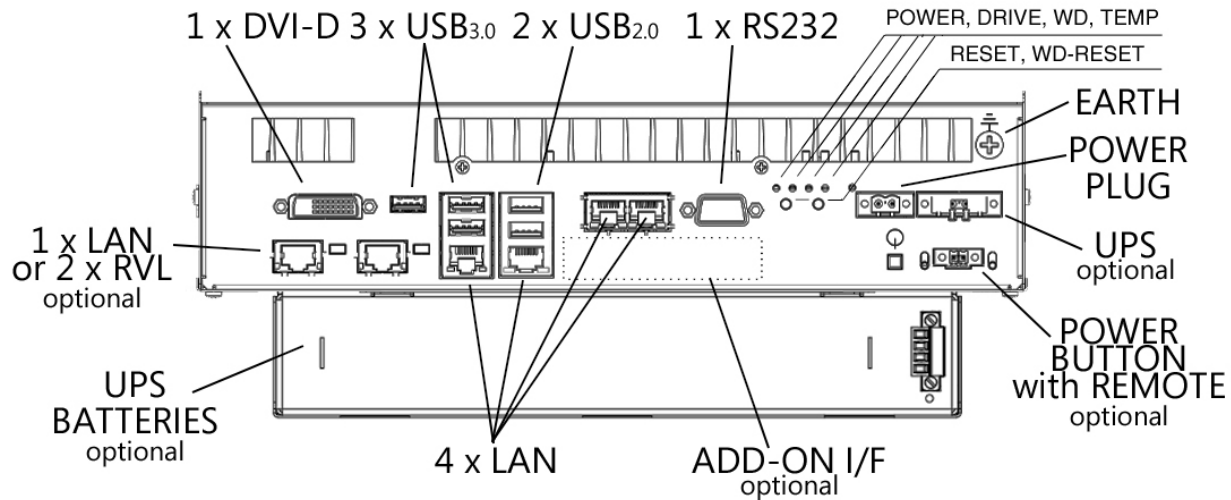


HT/PB3400 - Motherboard «All-in-one» 1351, bottom

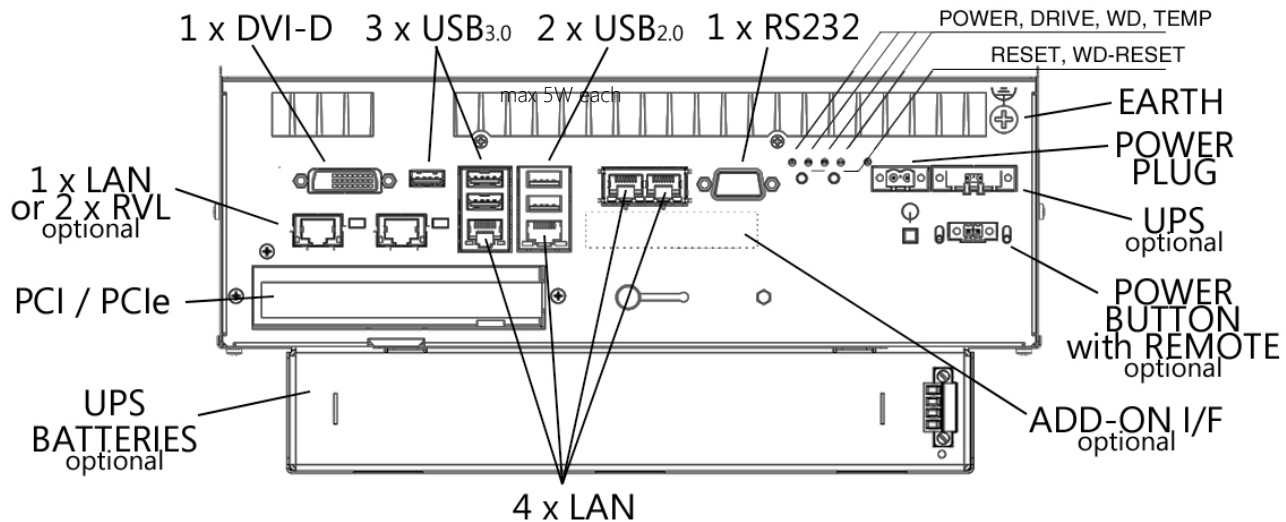


HT/PB3400 – Rear interfaces & connectors

HT/PB3400 S0



HT/PB3400 S1



HT/PB3400 - O.S. compatibility

- Operating systems **certified by ASEM**
 - Win 10 IoT Enterprise 2016 LTSB 64bit
 - Win 8.1 Industry Pro 32/64bit
 - Win 7 Pro/Ultimate 32/64bit
 - Windows Embedded Standard 7E/7P 32/64bit
 - Linux
- Intel[®] **Skylake platform** does not support:
 - Win XP Pro 32/64bit
 - Windows Embedded Standard 2009 (XPe SP3) 32/64bit
 - Win 2000/ 98/ NT
- The Intel platform can support other operating systems but they are not certified by ASEM

HT/PB3400 - Integrated UPS (optional)

UPS integrated in the internal power supply unit

- With external battery pack - rear of the system mounting
- With external battery pack - standalone wall mounting

UPS features

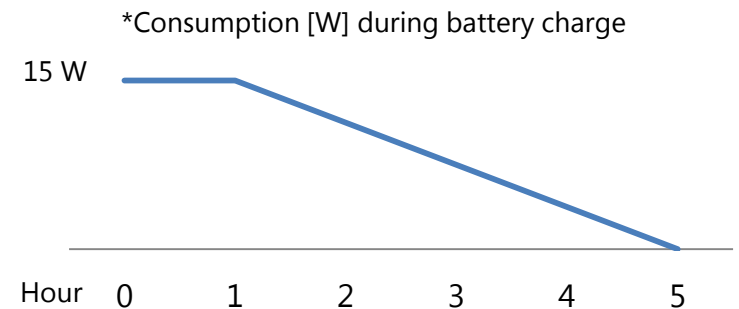
- 12V DC UPS battery backup system
- Input voltage intervention threshold 18V DC
- 10' nominal duration at 25°C, full charge, 5A load (estimated value)
- 15W max consumption during battery charge*

External battery pack

- 2500mAh 12V/6A max lead battery (Pb)
- Full charge in 5 hours
- Lifetime 10y at 25°C, full charge

Software Management Tools

- Smart battery management to extend lifetime
- Battery estimated duration for individual system configuration



HT/PB3400 - Mass Storage

CFast

- 1 x bootable CFast SATA III slot on board with external access



SSD mSATA

- 1 x onboard connector for direct insertion of mSATA SSD SATA III



2,5" SSD/HDD

- 1 x onboard connector for 2,5" SSD/HDD SATA III with internal installation kit



HT/PB3400 - Optional add-on boards for versions S0/S1

Position A

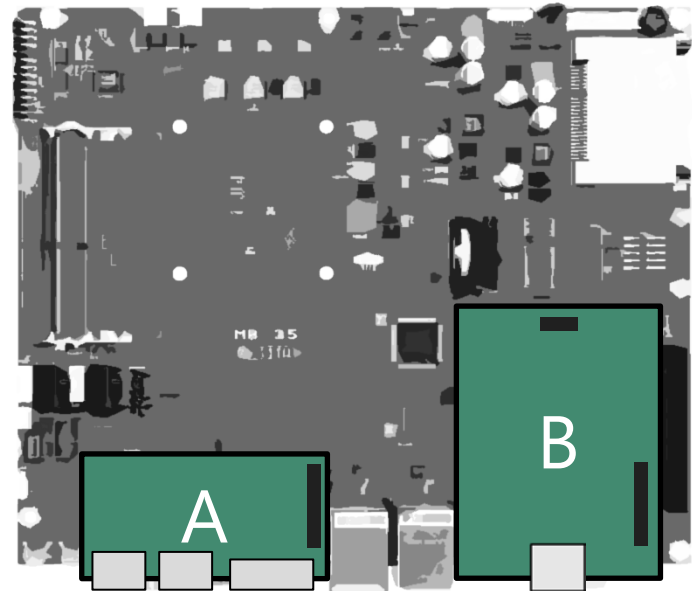
One board among:

- 1 x RS232/422/485 + 1 x USB 2.0
- 1 x RS232/422/485 isol.+ 1 x USB 2.0
- 2 x RS232
- 2 x USB 2.0

Position B

One board between:

- 1 x LAN Gigabit
- 1 x RJ45 Remote Video Link (RVL OUT)




HT/PB3400 - Expansion slot & add-on

Add-on/Slot \ Version	S0	S1
Add-on	Position A, one board among: <ul style="list-style-type: none"> • 1 x RS232/422/485 + 1 x USB • 1 x RS232/422/485 isolated+ 1 x USB • 2 x RS232 • 2 x USB 2.0 Position B, one board between: <ul style="list-style-type: none"> • 1 x LAN Gigabit • 1 x RJ45 RVL OUT 	
PCI or PCIe x4	No slot	One board among: <ul style="list-style-type: none"> • NETcore X APCI • CAN RAW PCI • Customer PCI/PCIe*


* max 5W

HT/PB3400 - Add-on interfaces (optional)


1 x RS232/422/485 (DB15M) + 1 x USB 2.0



2 x USB 2.0 (Type A)




1 x RS232/422/485 optoisolated (DB15M) + 1 x USB 2.0




1 x 10/100/1000 Mbps Ethernet (RJ45)



2 x RS232 (DB9M)



1 x RVL OUT (RJ45)



HT/PB3400 - Long term availability



ASEM S.p.A.
Via Buia 4
33011 Artegna (UD)
Italy
Tel. +39/0432-9671

industrialautomation@asem.it
www.asem.it

