



PREMIUM **HMI** mobile

Premium HMI Mobile



Available on the
App Store

ANDROID APP ON
Google play



iOS



PREMIUM HMI mobile

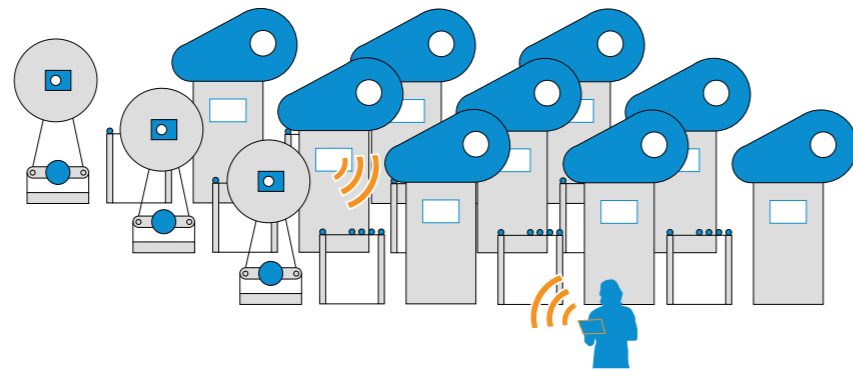
Premium HMI Mobile is the new App released by ASEM to view and interact with Premium HMI projects, running on Machine HMIs, via mobile devices (iOS and Android) connected to the enterprise Wi-Fi network. The new app provides mobile and multitouch support to the HMI project running on Machine Operator Panels/ Panel PCs.

Premium HMI Mobile requires Premium HMI Runtime "Advanced" licence and it is available for free on App Store and Google Play.

Benefits of Premium HMI Mobile App

Better control in production lines

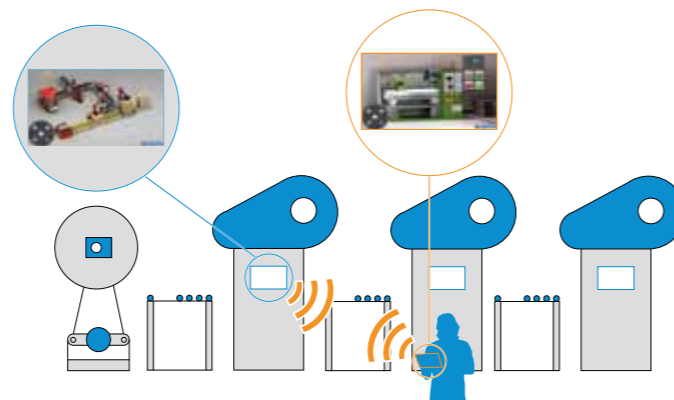
With Premium HMI Mobile, machinery supervision becomes more flexible and efficient. The user can control machines directly on the factory floor, even in large plants or applications with several production lines.



Independent project visualization

→ The native configuration of Premium HMI web server, allows you to independently manage projects on PHMI Mobile, while the local user can continue working on the machinery HMI.

→ Premium HMI Mobile manages the iOS/Android device screen resolution independently from the machine LCD resolution.



Security and user management

Premium HMI mobile supports the same security and user management features of Premium HMI. The access to pages and commands can be controlled as any Premium HMI project. Whether the application has access protection, all Premium HMI Mobile sessions will be exclusively activated through access credentials.

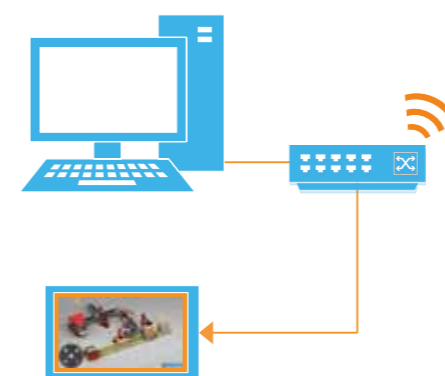


Premium HMI Mobile Configuration



1 Enable Premium HMI Mobile connectivity with Premium HMI Studio

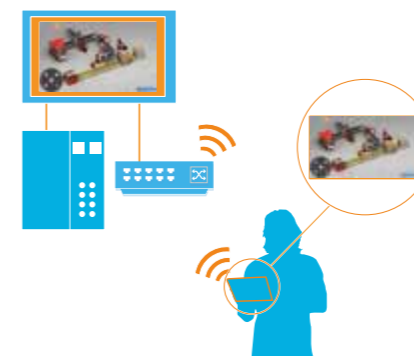
To run a project on Premium HMI Mobile, the user has to include the "System Variables" by right-clicking on the Variable database icon and selecting "Add System Variables".



2 Connect the mobile device to the wireless infrastructure network

When the project is transferred to the Panel PC / HMI, the device must be connected to the wireless network which will be used by the iOS/Android device¹.

1. Premium HMI Mobile performances may vary according to wireless signal strength and to the processor of the device running Premium HMI Runtime "Advanced" licence.



3 Connect the mobile device to the IPC / HMI

Once the installation of "Premium HMI Mobile" on the iOS/Android device is completed, connect it to the wireless network, insert access credentials on the home screen (IP address, screen name, username, password and resolution desired) and click on the connection button to start remotely interacting with the project.



ASEM S.p.A.

ASEM | Artegnà | Headquarters
Via Buia 4
33011 Artegnà (UD) | Italia
Phone: +39/0432-9671
Fax: +39/0432-977465

ASEM | Giussano
Via Prealpi 13/A
20833 Giussano (MB) | Italia
Phone: +39/0362-859111
Fax: +39/0362-859121

ASEM | Germany
Phone: +49 (0) 160-97084139

email: industrialautomation@asem.it
website: www.asem.it